

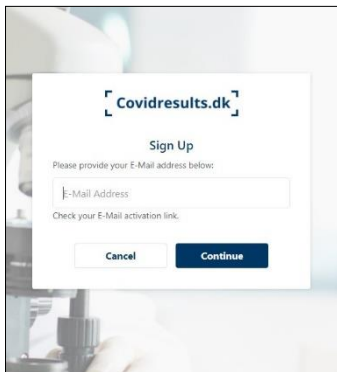
Documentation for COVID-19 test for those without NemID

At Covidresults.dk, people without a Danish civil registration number (CPR number) and NemID can see their COVID-19 test result.

Before you can be tested, you must create a profile at Covidresults.dk. You can also download or print a certificate to document that you have been tested.

Register as a user at Covidresults.dk before being tested

You must register as a user at Covidresults.dk before you can be tested at a public test centre in Denmark.



You register by following these steps:

- Go to Covidresults.dk. Click on **Sign up** and enter your email address. Click on **Continue**.
- Click on the **Active now** link that you receive in your email. If you don't receive an email, please check out your spam filter.
- Enter your name, nationality and telephone number and accept to use the website.
- Add an additional layer of security. Select SMS → **“Enable”**. You will receive an SMS-code on your mobile phone*
- Choose a password that you can remember

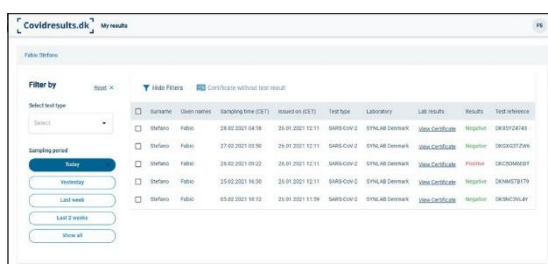
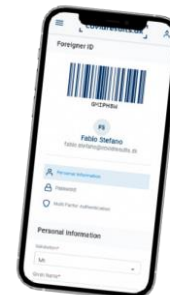
*If you don't have a Danish mobile phone number, please remember to activate international roaming on your mobile phone, to be able to receive an SMS-code.

When you have registered as a user, you can be tested at a TestCenter Danmark test centre and see your test result at Covidresults.dk. You don't have to book a test appointment.

When you arrive for the test

You must show the barcode from Covidresults.dk to the staff before your test. You can find the barcode under your user profile.

You can bring a print of the barcode, or you can log in to Covidresults.dk from your mobile phone at the test centre.



See your test result

Log in to Covidresults.dk to see your test result. Enter your email address and click on **Continue**.

You will normally be able to see your test result no later than 2 days after the test. You will often be able to see the test result already the next day.

Print or download test certificate

At Covidresults.dk, you can document that you have been tested. When you have received your test result, you can download or print a certificate that documents when you were tested.

You can choose between two certificates:

- Certificate with the test result. Select **“View certificate”**
- Certificate without test result. Select **“Certificate without test result”**

Contact

If you experience problems with Covidresults.dk, please contact Sundhed.dk support by
 Email: covidresultssupport@sundhed.dk
 Telephone: +45 32 42 04 42

